Genomic DNA isolation from plant materials

KURABO Industries Ltd. proposes automation of isolating genomic DNA from plant materials. Combination of tissue grinder SH-48 and automated nucleic acid isolation system PI-80X enables high throughput processing with saving labor.

STEP1
Cut samples into approx. 1cm square and put the pieces and a grinding bead into a hole of 8-hole tube (PT-8000).

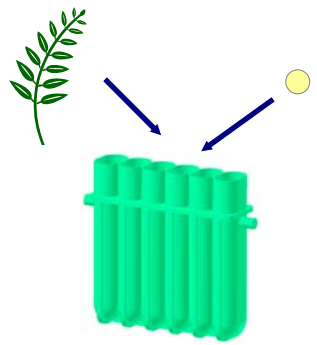

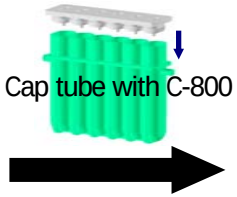

STEP2
Freeze plant samples by sinking the capped tube into liquid nitrogen for about 1min.



STEP3
Set the tubes to Tissue grinder SH-48, and run at 1,100rpm for 2min.
* Run condition depends on sample sources.

Tissue grinder SH-48



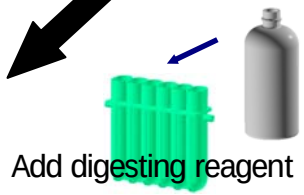

STEP4
Digest the plant materials in a shaker incubator at 65 C for 30min.
*Water bath is available.



It is not necessary to put beads out the tube.

STEP5
Set the tubes to automated DNA isolation system PI-80X, and run plant DNA protocol.
Full automation from removing debris to dissolving DNA

Automated DNA isolation system PI-80X



Optional heater of PI-80X achieves automation from digestion reaction to DNA dissolution.

KURABO Industries Ltd.
Bio-Medical Department
www.bio.kurabo.co.jp
bio@ad.kurabo.co.jp

Jul.2008